




## Winter 2010

### In this issue:

Odds & Ends.....	2
Dogs Learn By Association.....	3
Dominance: Fact or Fiction.....	4
A Dog's Perspective....	5
Online Pet Pharmacies	6
The Halloween Hike....	7
Vet Anxiety.....	8



We're Back! Many of you have commented on how much you like our newsletters. The writers have been so busy this year that we gave up on the idea of a monthly newsletter and tried to go every other month. Although we had good intentions, we ended up doing quarterly issues. We will continue to bring you quarterly issues in 2011. Let us know if there is something in particular that you would like us to write about. I was having computer trouble when the last issue was done. It is possible that you didn't get a notice of the newsletter. You can check that one out on the newsletter page of the website.

#### Winter Cold

Some dogs get very cold in the winter. Dogs can get frost bite. Pay close attention to their ears, noses and paw pads. If you are looking for a dog coat, sweater or boots, you should check out our flea market page for a good deal.  
<http://www.lovingpawslc.com/flea-market>.

#### Let it snow, let it snow! Where do I go?

Dogs that haven't experienced the snow may wonder where the grass went. Think of this from the dog's point of view. They go outside before going to bed and wake up to a sheet of snow. They have no idea what snow is. They are confused as to where their potty spot disappeared to. This is very common. I highly suggest you clean a spot in the area that your dog is use to going. Make sure they can see and smell the ground. Doing this will help them learn that they can also go potty in the snow.

#### Pet Peeve

Yes, I'm venting. Why do people drive a vehicle with a dog in their lap? Do you know how dangerous this is? I know I should have my dogs in seat belts and I plan to do so. But I would never put myself, my dogs, my passengers and everyone else on the road in danger by having a dog in my lap. I don't care how small they are. They shouldn't be there. Read Jennifer's article in the Oct-Nov 2009 newsletter called Buckle Up, Fido for more information about belting your dog in. If you don't belt them in, crate them. Look at this video Jennifer listed in the article, you will buckle them up after seeing this.  
<http://www.immioutdoors.com/petbuckle/sledtest.htm>

#### Skijoring

I hate the cold weather. I'm afraid that you won't find me in ski's this winter but for those of you that enjoy the sport, you may want to see what Jennifer and Casey do to pass time in the bitter cold. Check out our Jan-Feb 2010 newsletter article "My New Job (skijoring)". Contact Jennifer if you want more information.

#### Holiday Hazards

Another holiday season is creeping up on us. Where does the time go? For some tips on holiday hazards go to our websites newsletters  
<http://www.lovingpawslc.com/newsletters>, go to the bottom of the page and click on 2008. Read through the article "Pet Safety for the Holidays" by Jennifer Lueck.

#### Flea Market – Need a dog crate?

We added a dog crate to the flea market page on our website. If you are in need or know someone in need of a crate, please check this one out.  
<http://www.lovingpawslc.com/flea-market>.

Until next year, have a safe, wonderful and blessed holiday season. It has been an honor knowing and working with you all.  
- Laura Yurchak

# Odds & Ends

## **Congratulations!**

I want to congratulate all of the 2010 Canine Good Citizens and to send a deeply appreciated thank you to all of those that came to help with the classes and testing. Those that helped were an important part of the dog's success. We couldn't have done it without you. The 2010 CGC canines: Cooper Hoth, Jake Sala, Lexi Sahs, Chloe Ehlert, Harley Yurchak, Simon Jewell, Freya Zwicky, Smokey Odom, Princess Kirby, Hazel Mladinic, Buck Fox, Winter Gesky-Lau, Skye Gesky-Lau, Cider Foster, Charlie Helton, Emily Helton, Abby Lawrence. I hope I didn't miss anyone. To learn more about the Canine Good Citizen program go to <http://www.akc.org/events/cgc/program.cfm>.

I also want to congratulate all of the S.T.A.R. Puppy graduates. There were so many of you this year that I know I would miss someone and I don't want to do that. This test is usually given in the level II class for puppies under one year of age. To learn more about the S.T.A.R. puppy program go to [http://www.akc.org/starpuppy/about\\_the\\_program.cfm](http://www.akc.org/starpuppy/about_the_program.cfm).

Cooper and Kris passed the Delta Society's Pet Partners Skills and Aptitude Test on Saturday, November 27. That's a huge achievement! Congratulations!!!

## **Andrea and Ruger's success story!**

By Andrea Kern



On Saturday, October 16, we ran our first 5k (3.1 miles) run together. It was the UWM Panther Prowl (my old school). There were 1,200 participants and about 20 dogs. Ruger mingled through the crowd in the 2 hours before like a champ. At least 50 people stopped to pet him and he only attempted to jump twice. In fact by the end, he would sit as they approached! In addition there was food, tons of people in close proximity, a mascot, music and cheerleaders and he was more calm there than class (I think he was really just taking it all in). When the race began everyone groups together and I was worried about Ruger but he just sat next to me and waited.

Furthermore, in the beginning before it spaced out, he stayed by my side with a loose leash, so he didn't trip anyone!

We finished with a score of 35:10, that included 3 stops to pee on trees, two poop breaks and the time to clean them up, 1 water break and the 20 second break where Ruger laid down under a tree and decided he was done running. So in all I am very proud and I saw a huge improvement in him! Everyone repeatedly told me how well behaved he was!

## **Buddy the Beagle**

Saying good-bye to a loved one is always hard to do. Those of you that have been reading our newsletters read my article



"The Last Act of True Love" in the 2009 March issue. My mom was faced with that very hard decision of stepping in to relieve the pain and discomfort of our playgroup mascot Buddy, her Beagle for 13 years. His battle with heart disease and congestive heart failure caught up to him making it hard for him to enjoy life.

Buddy lived a great life filling an empty void when my dad passed away. He joined the Loving Paws play groups when I started holding them at my mom's house. He enjoyed being out with the dogs while sniffing and barking the entire hour. My family had Beagles before I was born up until Wednesday, November 24th when we said good-bye to Bud. He will be greatly missed and loved forever. Thank you Buddy for a


wonderful journey and being a very important member of our family.



## **Take My Picture By Bauer Pallamolla**

My mom has always liked to take my picture. I still see spots from my puppy days and I'm sure my baby brothers must be half blind by now. This summer my mom branched out a little to other people at their weddings. I have no idea what a wedding is but my mom and her friend (who smells like a nice person) take their pictures. My mom is great at

taking my picture and the people pictures don't look too bad for not having any dogs in them. If anyone would be interested in my mom taking a picture their dog, or dog with family members, please call my mom at (262)770-0083. Christmas is coming and who wouldn't love a picture of your dog and family?!?



## **Comiskey's Lyme Disease Update**

Comiskey completed his 30-day Lyme disease treatment back in March and we repeated his Quant C6 antibody test in September. I'm happy to report that his treatment was successful! He no longer has an active Lyme infection! His antibody level measured at 67 U/mL before treatment and six months after treatment was <10 U/mL. For Comiskey's story and more information about Lyme disease, please refer to my 2010 Spring Newsletter article, "Lyme Disease Hits Home."

<http://sites.google.com/site/lovingpawslc/newsletters>

# Dogs Learn by Association

By Laura Yurchak

## Part 1 Classical Conditioning.

My Border Collie Tasha was fearful of thunderstorms and fireworks. She was found running in a field at 4 months of age during the first week of July 1993. She was full of ticks and her paw pads were worn badly.

I can imagine her running from the fireworks that week. As she is running away from one boom, she heads right into another bang. I truly believed that she associated those sounds to thunderstorms. This was confirmed when her fear of storms diminished when she began to lose her hearing. When her hearing was almost gone, the storms didn't bother her anymore.

On July 26th 2010, my husband George and I were working in our basement. The dogs came down to see what we were doing. Harley, my 2yr old Border Collie was the last one to join us. A minute or two after Harley came down, a loud thundering bang hit three times directly above us. I thought a car came through our front room. George thought the roof collapsed. We rushed the dogs outside and went to investigate. Our entire front room ceiling fell to the ground. The thundering bang of the plaster and dry wall sounded like a tornado hit the house. Not long after, a loud thunderstorm hit our area. Much to our surprise, Harley was shaking and came to us for comfort.

This was very uncharacteristic of him. He was never afraid of storms before. I thought back to the days with Tasha and my heart sank. The next day it dawned on me. The loud bangs we heard the day the ceiling collapsed sounded much like thunder.

Has Harley now associated the horrific sound of the ceiling collapse to thunderstorms?

Several types of learning exist. The most basic form is associative learning, i.e., making a new association between events in the environment. This is also called classical conditioning. In the early twentieth century, Ivan Pavlov was working with the digestive processes.

He presented dogs with food and measured their salivary response (how much they drooled). Then he rang a bell just before presenting the food. At first, the dogs did not begin salivating until the food was presented. After a while, however, the dogs began to salivate from the sound of the bell even when the food wasn't present. They learned to associate the sound of the bell with the presentation of the food. As far as their immediate physiological responses were concerned, the sound of the bell became equivalent to the presentation of the food.

Could my Harley now associate the sound of thunderstorms to that scary episode we had with our front room

ceiling? We may never know for sure but I strongly suspect he does.

## Part 2 Operant Conditioning.

Psychologist B.F. Skinner described operant conditioning in the 1950's.

Operant conditioning (sometimes referred to as instrumental conditioning) is a method of learning that occurs through rewards and punishments for behavior. Through operant conditioning, an association is made between a behavior and a consequence for that behavior.

There are four main quadrants that explain learning through operant conditioning.

First, I need to explain a few terms.

- Reinforcement – makes the behavior increase
- Punishment – makes the behavior decrease
- Positive – something is added
- Negative – something is taken away

Positive Reinforcement (PR) – The dog's behavior makes something good happen. This happens when favorable events or outcomes are presented after the behavior. A response or behavior is strengthened by the addition of something, such as praise or a reward.

- Something favorable is added
- The behavior increases

Ex: The dog sits, you give him a treat. As a result, the dog is more likely to offer the sit again.

Positive Punishment (PP) – The dog's behavior makes something bad happen. This is sometimes referred to as punishment by application, involves the presentation of an unfavorable event or outcome in order to weaken the response it follows.

- Something unfavorable is added
- The behavior decreases

Ex: The dog barks, he receives a shock from the collar. As a result, the dog is less likely to bark again.

Negative Reinforcement (NR) – The dog's behavior makes something bad go away. This is when the removal of an unfavorable event or outcome comes after the display of a behavior. A response is strengthened by the removal of something considered unpleasant.



The aftermath in Laura's front room after the ceiling collapsed, covering everything with mountains of fiberglass insulation from the attic

- Something unfavorable is taken away
  - The behavior increases
- Ex: Teaching a dog to sit by pulling upward on the leash until the dog sits. The leash is loose when the dog sits. As a result, the dog will sit to avoid-escape the leash tension.

Negative Punishment (NP) - The dog's behavior makes something good go away. This is also known as punishment by removal, occurs when a favorable event or outcome is removed after a behavior occurs.

- Something favorable is taken away
- The behavior decreases

Ex: The dog jumps on you; you turn your back and remove your attention. As a result, the dog gains your attention by not jumping.

These principles can be used together to train a dog. For example, your dog likes to jump on people. Teaching them to sit for attention is the goal. The dog is

cued to sit; he does and gets a piece of food (PR). The person begins to pet and he jumps, the person turns around and walks away (NP). The dog sits again and receives a piece of food (PR). The person returns and begins to pet. The dog jumps but this time the person walks toward the dog taking the dogs space away (PP). The dog stops jumping on the person.

Skinner also defined another learning style called Extinction. He determined that if a behavior is not reinforced, even after it is conditioned (a habit), it will gradually eliminate or change. On the other hand, If the behavior you are trying to extinct is self-rewarding; this process alone will not work. For example, if a dog is jumping on you and you stand still and break attention off of the dog, the dog may stop jumping. But if that same dog is self-rewarded by jumping you will have to apply one of the other types of learning

principles to eliminate the jumping.

Now that your head is spinning, don't worry about all of these technical principles of dog training.


Leave that part to us. Finishing up, in Harley's case with the fear of storms, I will use classical and operant conditioning to try to help him overcome his fear. I will play the CD of thunderstorm sounds at a very low volume while playing Frisbee, agility and other fun games with him. While he is playing the games he will be rewarded for his successes. If it is just the sound of the storms that scares him, we have a fighting chance of changing his association to the better.

Resources:

Coaching People to Train their Dogs by Terry Ryan.  
<http://psychology.about.com/od/behavioralpsychology/a/introopcond.htm>.  
<http://www.clickersolutions.com/articles/2001/ocguide.htm>.

## Dominance: Fact or Fiction by Barry Eaton

Review by Laura Yurchak



I wish I had a dollar for every time someone asked if their dog was being dominant over them.

There are two words in the dog world that are way overused and

misunderstood. One of those words is dominance. There is a great little book titled Dominance: Fact or Fiction by Barry Eaton. This book changed the way I perceive a dog's world and opened my mind to another way of observing the world through the dog's point of view. I am going to touch on a few things in the beginning of the book. I hope it intrigues you to buy it and read it with an open mind.

Barry writes: In canine terms, Roger Abrantes, PhD in Evolutionary Biology and an Ethology, DHC MAPBC, defines dominance as "a drive directed towards the elimination of competition from a mate". Roger goes on to say that a canine hierarchy is defined as a dominance-submission relationship established and maintained by means of ritualized behavior. The relationship depends on:

- How aggressive the species is.
- Whether two animals will fight to the death to establish dominance or whether one will concede.
- If there are sufficient resources, there will be less antagonism.
- Whether there is the optimum ratio of males and females.
- Whether the species is captive or free roaming.

Does this sound like a relationship between you and your dog? Do I think dogs can be pushy and assertive? Yes. They can obtain and

sometimes control resources that way. Once a dog learns that their behavior denies or gives access to resources, they learn to use that behavior accordingly. Can there be dominance in a dog toward a human? Possibly. But for the most part, there is a different reason behind your dog's actions other than being dominant. This is why I don't watch Cesar Millan. He just upsets me. I do enjoy watching Victoria Stillwell <http://positively.com>.

I hope I got your attention and sway you to buy this book. It costs \$14.95 + shipping. You can order it on line plus any of our suggested reading at <http://www.lovingpawllc.com/our-favorites/reading>. Just click on "buy from dogwise". You will be directed to the Dogwise website. Otherwise, I will take orders and get the book for you. Just let me know that you want a copy. Thanks for having an open mind.



### Loving Paws for a Cause

Our team walked in the Step Out for Diabetes on October 2nd. It was very cold and windy, but our team did awesome. A special thanks to our walkers: Casey & Jennifer, Charlie and Kathy, Chloe and Darlene, Lacey and Steve, Snoopy and Melinda, Two and Barb and Team Captain, Sue (Gabe stayed home). We raised \$1335 to help find a cure for Diabetes! Thanks to everyone who walked and donated!

# A Dog's Perspective

By Amy Wence

The phrase "dog training" can mean different things to different people. Some people simply think of dog training as a way to control their dog or that it means teaching their dog basic commands and tricks. But there is so much more to it than that. When I think of dog training, I don't think of it as just the dog being trained. It's a two way street; both the owner and dog are learning. Dog training is a process where dogs and owners learn to speak the same language.

We tend to put a lot of expectations on our dogs. We often feel that they should inherently know the difference between right and wrong and what they are allowed to do and what is off-limits. This is a very unfair expectation on our part because dogs do not think like people. They are opportunistic and selfish by nature. If there is a steak sitting right in front of a dog, he does not stop to think about whose steak that is and whether or not he should eat it. Instead, he gobbles it down without hesitation or guilt. Dogs do not have moral values as people do. Therefore, we have to teach them what we consider to be acceptable behavior and what is unacceptable to us. In the instance with the steak, we would have to teach the dog a "leave it" command in order for him to understand that this steak is off limits. Keep in mind that we cannot expect the dog to

understand that this applies to all steaks in the future. He only knows that in this moment you are asking him to "leave" this particular steak. You will have to remind him of this "rule" the next time a steak is placed near him.


Owners often become frustrated or upset with their dogs when they break their rules. This is a big reason that so many dogs are surrendered to shelters. What owners may consider a problem behavior is oftentimes normal behavior for the dog. Snatching food, digging, barking, chewing and jumping are all examples of normal dog behaviors that many owners find annoying to say the least. It is our responsibility to teach our dogs what is considered acceptable behavior in a human household. We cannot expect our dogs to know this upon arrival. We are immersing these animals in an environment where they are expected to behave in a way defined by our standards and that can be very unnatural to them.

Imagine being in another country where you are unfamiliar with the culture and don't speak the language. What might be normal behaviors for you, like kissing in public, may be considered taboo in another culture; and since you don't understand the language, it's hard to understand why this seemingly innocent gesture is so wrong. I imagine that dogs feel the same way. They don't understand why they are being scolded for digging a hole in the backyard when this is a totally normal doggy-like thing to do.

Another point of conflict between dogs and people is body language.

People tend to exhibit primate behavior and use our hands to explore new things, while dogs use their mouths. Often when we play, we like to wrestle and roll around, which can be very scary or arousing for a dog. Dogs play using very different body languages such as play bows and pauses, which allow the dogs to keep the play friendly without escalating into a fight.

People enjoy affection and demonstrate this often through



hugging. For a dog, this is a threatening gesture and can be frightening or at the very least uncomfortable. Eye contact is another way in which we humans like to communicate. However, eye contact can be extremely threatening to a dog, especially one that is fearful or aggressive.

Oftentimes, people tend to lean over a fearful dog, making direct eye contact while trying to comfort or soothe it as they would a small child. This is a very natural human behavior, but puts a lot of social pressure on the dog and is perceived as very intimidating. In this situation, actually turning to the side and crouching in a low position and not making direct eye contact would be much more comforting to the dog.

Dog training is about filling this gap between human and dog behavior. It's about learning to communicate with our dogs in a way that they can understand. It shouldn't be about controlling the dog and forcing him to abide by our rules at all times. Dogs are dogs and should not be held to the same standards as people. They should be allowed to express themselves as dogs and given outlets for their natural behaviors, rather than trying to suppress them. Dog training should give dog owners the tools they need to cultivate a happy and healthy bond with their dogs.



# Online Pet Pharmacies

By Stephanie Challand

In this economy everyone is trying to save a buck or two but the old adage "you get what you pay for" may never be more appropriate than it is with pet medications. During a recent trip to our veterinarian, we found out they do not carry the brand of heartworm medication we had been purchasing from our previous vet. The receptionist informed us she could place an order through their licensed Online Pet Pharmacy. She then proceeded to tell us some very disturbing but not too surprising news.



Online Pet Pharmacies do not have to undergo any inspections, testing, licensing, etc to sell medication. They simply have to put up a website and get people to buy it. If that wasn't bad enough she proceeded to tell us that they get contacted quite often by such pharmacies requesting to purchase their expiring or out-dated medication.

According to the FDA medication purchased through such Online Pet Pharmacies may be "counterfeit, outdated, mislabeled, incorrectly formulated, or improperly made or stored." They may not even contain the actual drug you are meaning to purchase. If they do contain the actual drug it may be the incorrect amount, contain contaminants or simply may not be as effective due to improper storage.

The FDA has come up with an acronym to help you keep your pet safe if you do decide to purchase his or her medication online.

# A

**Ask Your Veterinarian** Be sure to consult your veterinarian before you decide to purchase any medication online. They can help you make an informed decision about the website and proper medication.

# W

**Watch for Red Flags** Does the site require a valid prescription? It is illegal to sell a veterinary prescription drug without a valid prescription. Do they have a licensed pharmacist on duty? Do they list their physical address on the website? Are they located outside the US? Are they licensed?

# A

**Always Check for Site Accreditation** In 2009, Vet-VIPPS (Veterinary-Verified Internet Pharmacy Practice Sites) was established by the NABP (National Association of Boards of Pharmacy) as an accrediting body for Online Pet Pharmacies to help consumers know if they are purchasing from a reputable source.

# R

**Report Problems and Suspicious Online Pharmacies** If your pet has any problems or adverse reactions to any medication you purchased online you should first contact the manufacturer and then report it directly to the FDA.

# E

**Educate Yourself about Online Pharmacies** Do your homework and research before purchasing your pet's medication online. Their life is in your hands and it is your duty to protect them.

## Things to Remember

- If you do happen to find a cheaper price for medication online, many vets will match that price if you can provide proof.
- When you purchase medication through an Online Pet Pharmacy there is no manufacturer guarantee provided like when you purchase through the vet.
- If it sounds too good to be true, it probably is.

## Sources

<http://www.fda.gov/animalveterinary/resourcesforyou/AnimalHealthLiteracy/ucm203000.htm>

# Halloween Hike 2010

By Casey Lueck



The Halloween Hike was so much fun this year! We just had one little problem. Our meeting place at Pets was the same place where some people were getting married. Oops! We tried really hard to be quiet but it was just too exciting to see all our friends in their costumes!

I really liked my costume this year because I didn't have to wear anything on my head! But some of my friends weren't so lucky. Carly had a Mohawk, J.D. had a pirate hat and Gabe had a guilty hat. The worst ones were Charlie and ChaCha. Their mom made them blue hair. They really didn't like wearing their hair so they kept rolling around and pawing at their heads. That made the hair fall down under their chins so it looked like they had blue beards.



After the hike we did a treat exchange.

Every dog had a bucket and everyone put treats in the buckets. You should have seen the buckets! They were so full of really yummy treats!!! There was also cake for us dogs because it was Miss Laura's dog, Lucy's, first birthday.

We had a costume contest, too! First we did a parade of all the dogs who were wearing costumes, then everyone voted for their favorites. The winners were:

1st Place: Charlie and ChaCha as Thing 1 and Thing 2

2nd Place: Carly as a punk rocker

3rd Place: Me and Gabester tied. He was a convict and I was a karate canine.

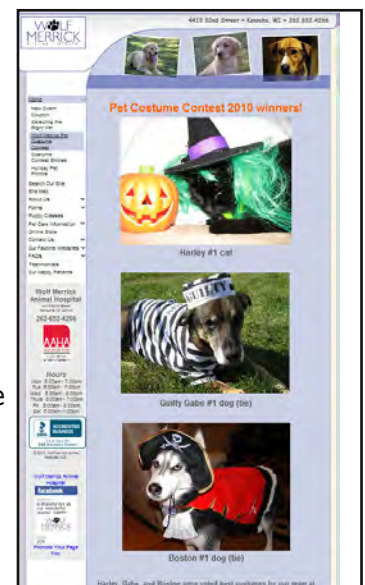


After the hike Charlie Goldberg's sister Kayla entered a picture she took of Charlie and ChaCha in a photo contest at the Daily Herald. Her picture was in the paper and she was a finalist in the competition!



And my vet, Wolf Merrick, had a costume contest this year and Gabe tied for first place with another dog named Boston. Gabe got to have his picture on their webpage and won a free exam!

This hike was really fun and we even set a Hiking Club record! More than 35 dogs came and most of them were in costumes! Pretty neat, huh?



# Vet Tips

by Amy Wence, Jennifer Lueck and Stephanie Challand

Recently Stephanie posed a question to the Loving Paws crew about how to help her dog Lance with his anxiety at the vet. Laura was out of town and couldn't participate in the email exchange, but Jennifer, Stephanie and Amy shot several emails back and forth with ideas. In the end, we came up with some ideas that we think could help a lot of dogs with vet anxiety. Here are a few tips that might make your next vet visit go a little smoother.



**Favorites:** Bring your dog's favorite toys, treats, food items, animal buddy...whatever you think will make your dog more comfortable. You can play with the toy while they wait

or feed them delicious treats and before you know it, your dog will love going to the vet's office because that's where their favorite things happen!



**Bath Mat:** Although it may seem a little strange, a bath mat or similar item can be used to place on the cold, stainless steel exam tables at the vet's

office. Your pet will be more comfortable and less likely to slip off the table.



**Play Doctor With Your Dog:** If you have a dog that is uncomfortable being handled by veterinary

staff, then help them overcome that fear by playing veterinarian with them. If you can, get a hold of fake syringes and pretend like you are drawing blood. Use a fake stethoscope and wear a white smock or coat. By getting your dog used to these things in a place where they are comfortable, like home, these

things won't be so unfamiliar when they encounter them at the vet. You can even have other people try these mock exams on your dog in different places.



than scary things.

**Vet Visits Just for Fun:** Bring your dog to the vet every so often just to get treats and be petted. They will learn to associate the vet's office with affection and food, rather



**Rescue Remedy for Pets:** This is a safe, all-natural calming remedy that works instantly and can be given right before, during, or after a visit to the vet. It's very easy to use and only 4 drops need to be

administered. They can be dropped right on a moist treat and fed to your dog or dropped directly in the mouth.

**Product Description:** "Bach Rescue Remedy Pet is a safe, gentle; all-natural form of healing that can reduce your pet's stress and help maintain control of their health. This alcohol-free variation of the Original Rescue Remedy is recommended for animals by veterinarians worldwide as an emergency remedy to help calm pets in all kinds of stressful situations, and is suitable for cats, dogs, horses, and birds. Rescue Remedy is the most famous of the remedies. In fact, it is not a remedy at all, but rather a mix of five different remedies (Cherry Plum, Clematis, Impatiens, Rock Rose and Star of Bethlehem) which together help restore emotional balance whenever your pet is under pressure and needs help overcoming a variety of emotional or behavioral problems. Appropriate usage times include: •Visits to the vet or groomer •Stress caused by loud noises •Excessive barking or hissing caused by stress •After a shock, fright, or mistreatment •Loss of companion •Separation anxiety

•Adapting to new surroundings"  
<http://www.amazon.com/gp/product/B001SORTLY?ie=UTF8&tag=pryzym-20&linkCode=as2&camp=1789&creative=9325&creativeASIN=B001SORTLY>



**Muzzle:** A muzzle can be a very useful tool to have on hand. Any animal is capable of biting under the right circumstances and why take that risk when the

animal is injured or uncomfortable with strangers handling them. For dogs that are fearful or aggressive, a muzzle may be necessary to protect veterinary staff, yourself, and the dog. It would be wise to desensitize your dog to a muzzle in case you should ever have to use one. This can be done very easily by feeding your dog wonderful things from the muzzle. You can freeze wet food in it and let your dog eat from it. Or you can feed your dog a few treats everyday from the muzzle and gradually build up to the point of strapping it on the dog briefly.

Basket muzzles are most comfortable for dogs to wear because they can still breathe and eat easily while wearing it.

<http://www.kvsupply.com/KVvet/family/1505/Italian%20Basket%20Muzzle>